Shareka Chantell Chisolm's Portfolio

3106 Spring Hill Pkwy SE Apt C
Smyrna GA 30080
678.383.6877 ~ sharekachisolm@gmail.com
http://scchisolm.weebly.com

Table of Contents

Who is Shareka?	
Achievements and Goals	1
Resume	2
References	3
Autodesk AutoCAD Examples	
My Type of Shopping	4
Whimsical Lighting	5
The Perfect Baby Furniture	6
Safety First "Military Press Station"	7
Manitou Arbor Ecovillage (Greenhouse)	8
Google Sketchup Examples	9
Hand Drafting Example	10
Photoshop Examples	
Old Town Elevations	11
Brody Hall Elevations	13
Autodesk Revit Examples	
Brody Hall Perspectives	15
Wilson Hall Perspectives	17
River House Perspectives	18
Old Town Redesign Perspectives	19

Achievements and Goals

Achievements

- I hold 3 Bachelors degrees from Michigan State University (Interior Design, Psychology & Criminal Justice)
- Strong problem solving, space planning and presentation skills
- I strive to design with the future environmental impact in mind
- Strong background with AutoCAD, Revit, Photoshop and Cap 20/20

Goals

- Obtain LEED Green Associate
- Acquire my NCIDQ Certification
- Secure Georgia Interior Designer License
- Start a mentoring program for inner-city youth

Resume

OBJECTIVE

Obtain a design position that challenges my skills and utilizes my passion for creating environments that welcome the users and support their needs. Also, to work for a company that supports my continued education and personal growth as a interior designer.

EDUCATION

Michigan State University, East Lansing, MI

- School of Planning Design & Construction Bachelor of Arts, Interior Design, CIDA Accredited May 2011
- School of Social Science Bachelor of Arts, Psychology December 2004
- School of Social Science Bachelor of Arts, Criminal Justice December 2004

SKILLS

Design Skills: Problem Solving, Space Planning, Presentation, Teamwork, Time Management

Software Proficiencies: AutoCAD, Revit Architecture, Photoshop, Microsoft Office, Adobe Acrobat Professional, Camtasia Recording Software, Computer Sharing Applications and Social Media; Working knowledge of 20-20 CAP Studio and SketchUp

RELATED EXPERIENCE

Designer, Closet By Design October 2011 – Present

- In home sales and design
- Small space redevelopment to create functionality and beauty
- Hand rendered and computer generated drawings

Design Detailer IV/Intern, MSU Design & Construction Management May 2010 – May 2011

- Managed assigned projects from start to finish from initial contact through approval and installation
- Produced renderings using Revit, and Photoshop
- Aided in large-scale projects by assisting with the design process i.e. the space planning, finish selection, reconfiguration, rendering and specification

Autodesk Revit Tutor, April 2010 – May 2011

- Taught students how to navigate the Revit interface and develop 3-D models
- Designed a student friendly manual explaining the basics of Autodesk Revit

Teaching Assistant, MSU AutoCAD Courses April 2009 – May 2011

- Trained peers in the use of computer-aided design technology and its application to their major
- Coached students in class, online and in computer labs
- Vital involvement in the testing and grading processes
- Contributed to new teaching ideas, project editing, tutorials and assessments

Design Assistant/Intern, Hart-Davidson Designs Oct 2007 – Dec 2009

- Generated floor plans using AutoCAD and hand drafting
- Created presentation tools for client meetings
- Acted as a liaison for clients to gather progress reports from contractor and manufacturer status

References

Kristy Kellom, Instructor, Michigan State University

517.755.7546, kellomk@msu.edu

- Was my instructor in 2008 and after getting a 4.0 in both courses, I was asked to become a teaching assistant. In 2010 I became the lead assistant for the advanced computer aided drafting courses

Christine Lockwood, Project Manager, MSU Design & Construction

517.355.9280, lockwo47@mail.hfs.msu.edu

- Worked as a design intern from April 2010 – May 2011. Worked together on housing projects

Jeane Boynton, M.A., Advisor & Instructor, Michigan State University

517.432.3393, stebleto@msu.edu

- Michigan State University, Interior Design Academic Advisor

Leslie Hart-Davidson, Owner, Hart-Davidson Designs

518.281.1168, leslie@designisademocracy.com

- Design assistant from October 2007 – December 2009

Deena Whitbeck, Project Manager, MSU Design & Construction

517.355.9281, whitbec3@mail.hfs.msu.edu

- Worked as a design intern from April 2010 – May 2011. Worked together on administration building projects

Karen Chin, Business Development Director, Van Winkle & Company

404.351.9500, karenchin@vanwinkleco.com

- Former manager

My Type of Shopping AutoCAD



Objective: Develop a beautiful architectural design that welcomes the customer.

Whimsical Lighting
AutoCAD





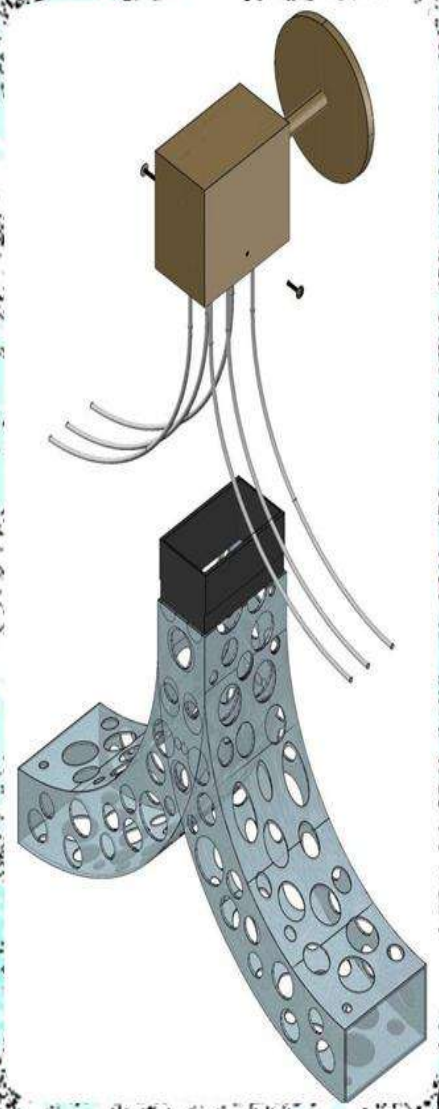



Objective: Develop a beautiful fixture that casts interesting shadows and give any front entrance a focal feature.

The Perfect Baby Furniture AutoCAD

If you can dream it, I can make it come to life with AutoCAD 3D modeling and rendering.

Safety First "Military Press Station" AutoCAD



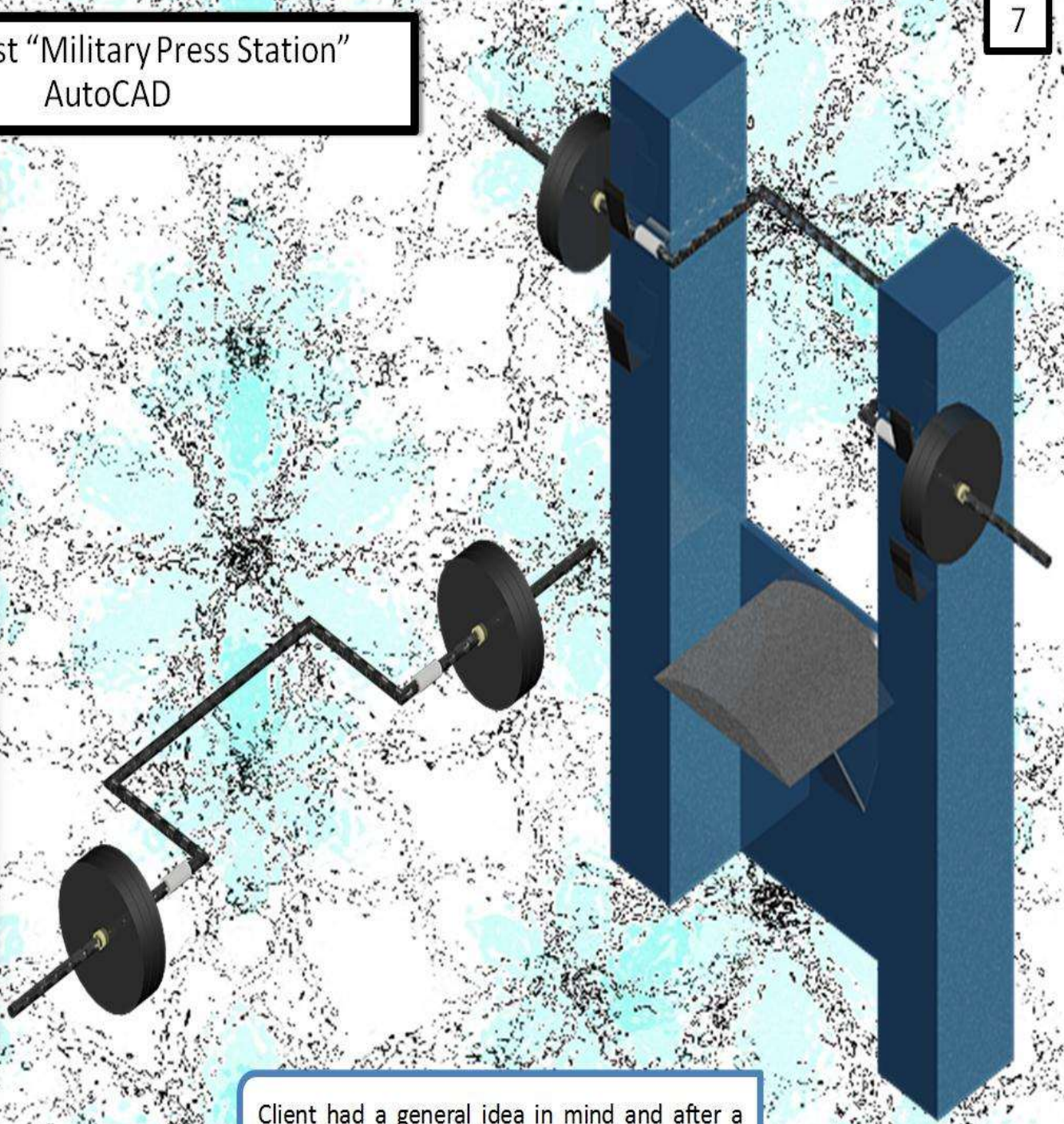

Client had a general idea in mind and after a few drafts, a prototype was developed.

Manitou Arbor Ecovillage (Greenhouse)
AutoCAD



The owner wanted to utilize ramps, instead of an elevator, to access the higher floor. These are elevations of how those ramps affect the space.

Google Sketchup

Upon graduating, I thought it would be important to learn Google Sketchup. Over the course of a month, I taught myself to use this program and these are the product of my tutorials.

Chisolm's Estate
Hand Drafting

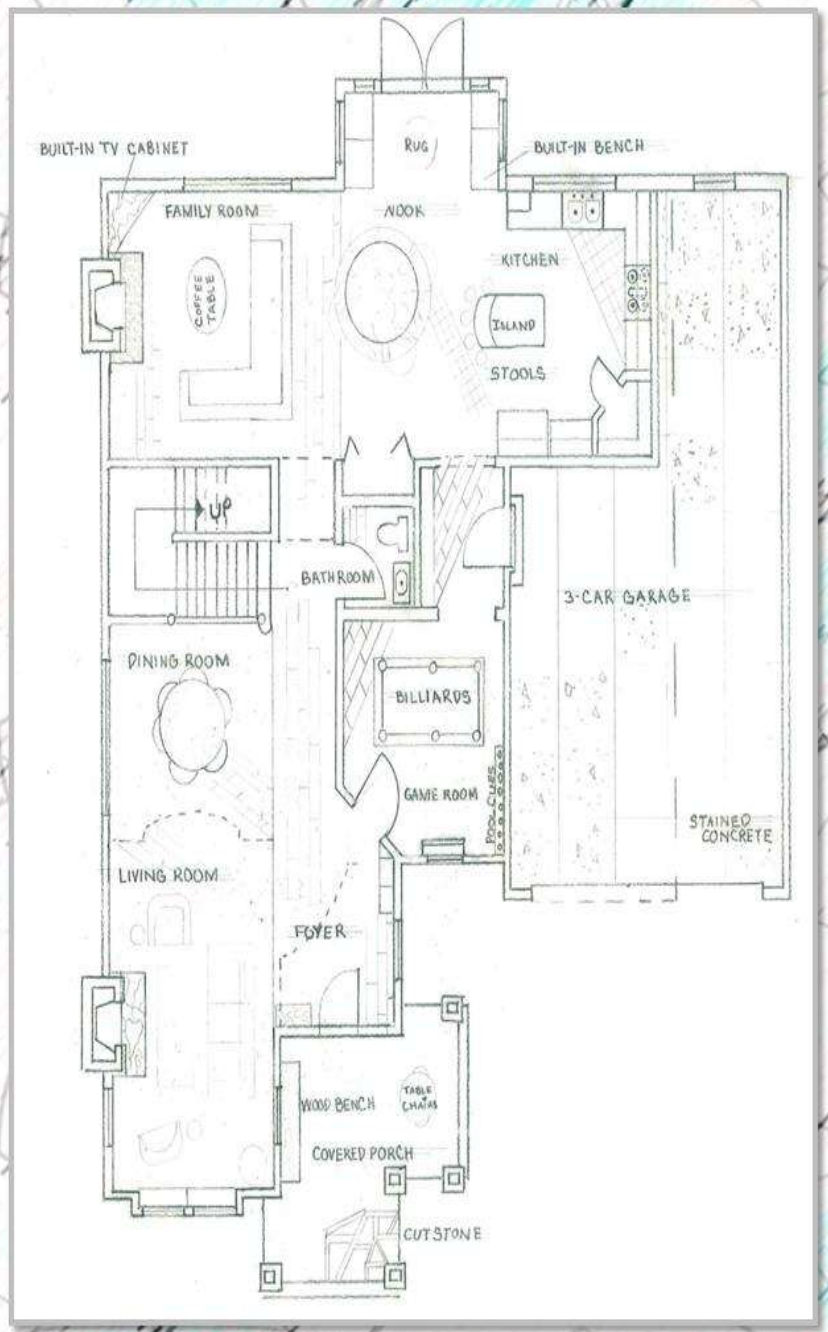

Objective: Design a home that would function for a family. The entire project was hand drafted and consisted of 12 line drawn images.

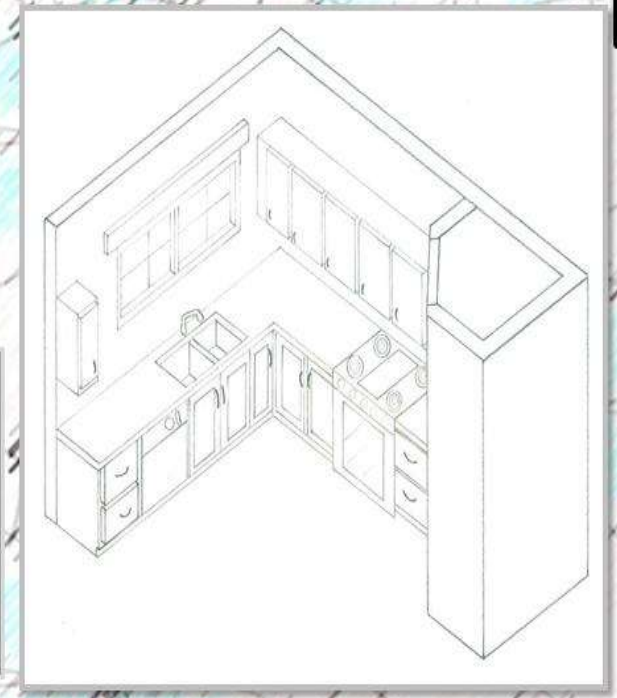

Old Town Elevation Photoshop

Objective: Revitalize an existing building utilizing as much of the surviving structure as possible.

Old Town Elevation Photoshop





Objective: Take an abandoned church and return it back to a safe haven for the community that helps users achieve their physical and mental health goals.

Brody Hall
Photoshop

Objective: Develop a computer lab that would function for the various needs of the students on Michigan State University's campus. Zones have been created for group work as well as individual work.

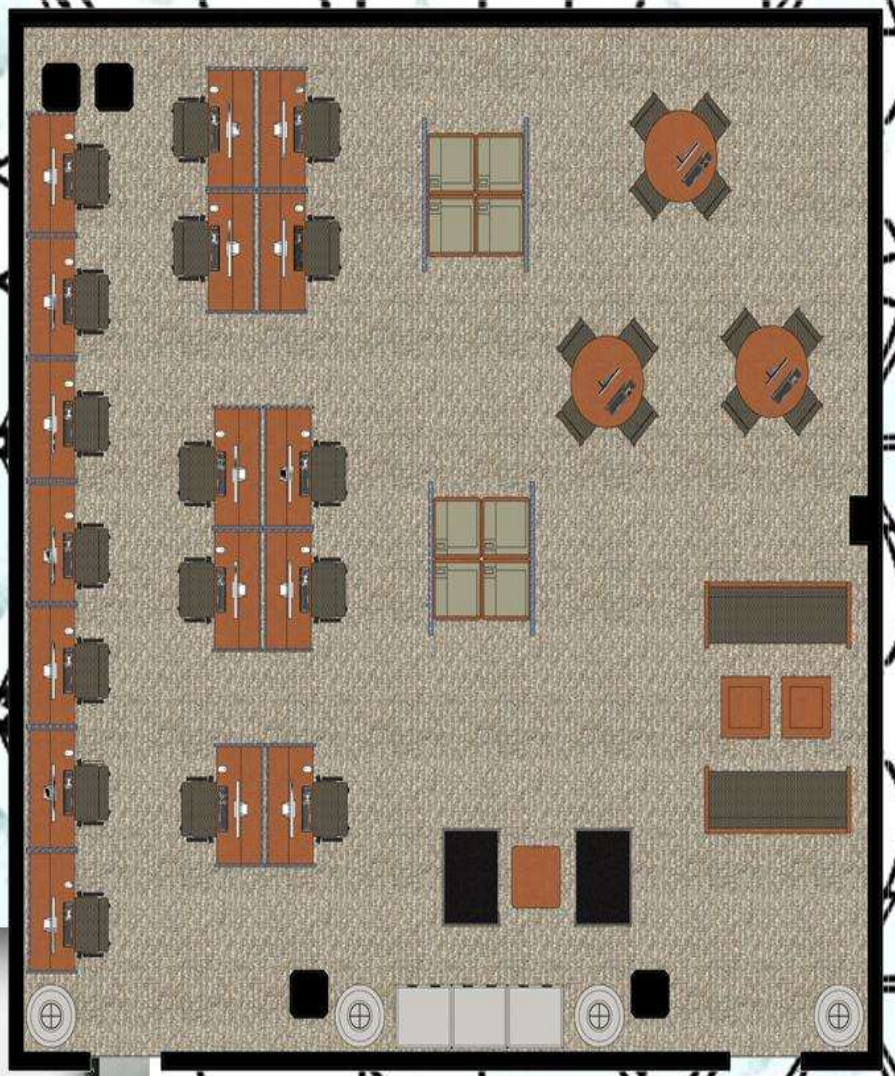

Brody Hall Photoshop

In this large renovation of Brody Hall, a section was dedicated as office space for graduate assistants. I created a design that allowed for hoteling, with private offices for more sensitive meetings and more open seating for day to day work.

Brody Hall
Revit

Objective: Develop a computer lab that would function for the various needs of the students on Michigan State University's campus. Zones have been created for group work as well as individual work.

Go Green! Go White!

Brody Hall
Revit



In this large renovation of Brody Hall, a section was dedicated as office space for graduate assistants. I created a design that allowed for hoteling, with private offices for more sensitive meetings and more open seating for day to day work.

Wilson Hall Revit

MSU Engineering department students primarily reside in Wilson Hall. The department enlisted the sponsorship of Consumer Powers and GE to develop theme inspired floors that would spark students' awareness of potential future job options.

River House Revit

City views... This open and airy condo was design to give the user the feeling of luxury and classic beauty.

Old Town Redesign
Revit

Objective: Revitalize an existing building utilizing as much of the surviving structure as possible.

Old Town Redesign
Revit

Objective: Take an abandoned church and return it back to a safe haven for the community that helps users achieve their physical and mental health goals.